

# Political Pulse of Lahore District

- A Comprehensive Survey Analysis-

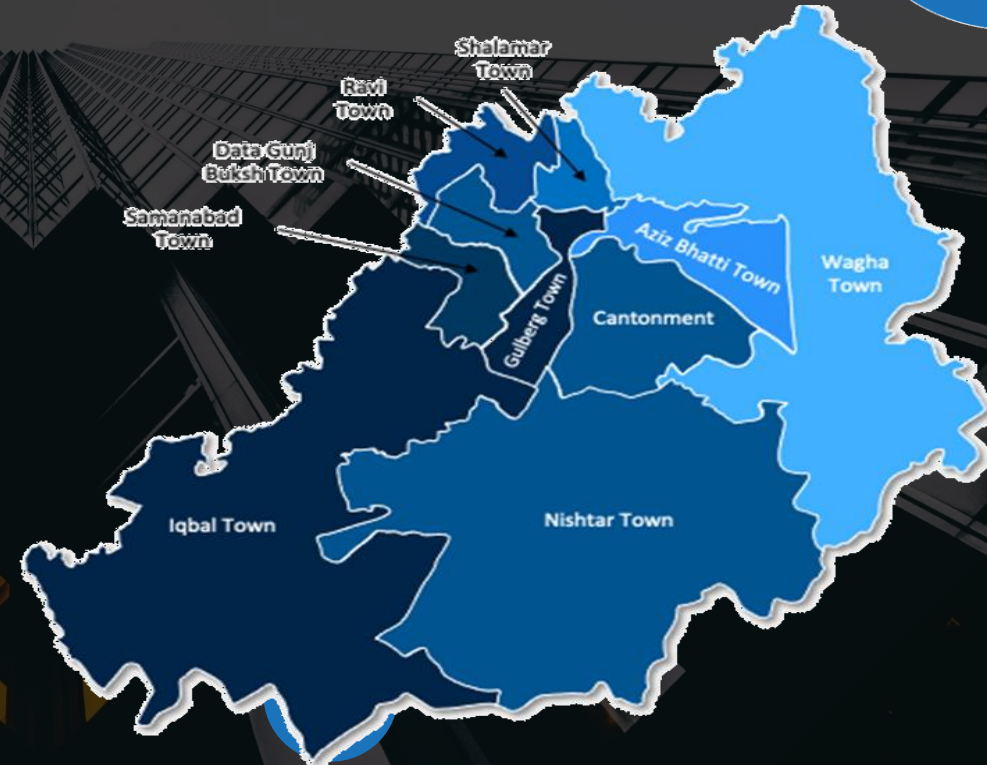
Center for Public Opinion Research  
(CPOR)



Unveiling Voter Sentiments,  
Preferences, and Political  
Dynamics



- 05-15 December, 2023-



# Overview-Lahore District


Total Households 2023= **2,012,526**

Population 2023= **13,004,135**

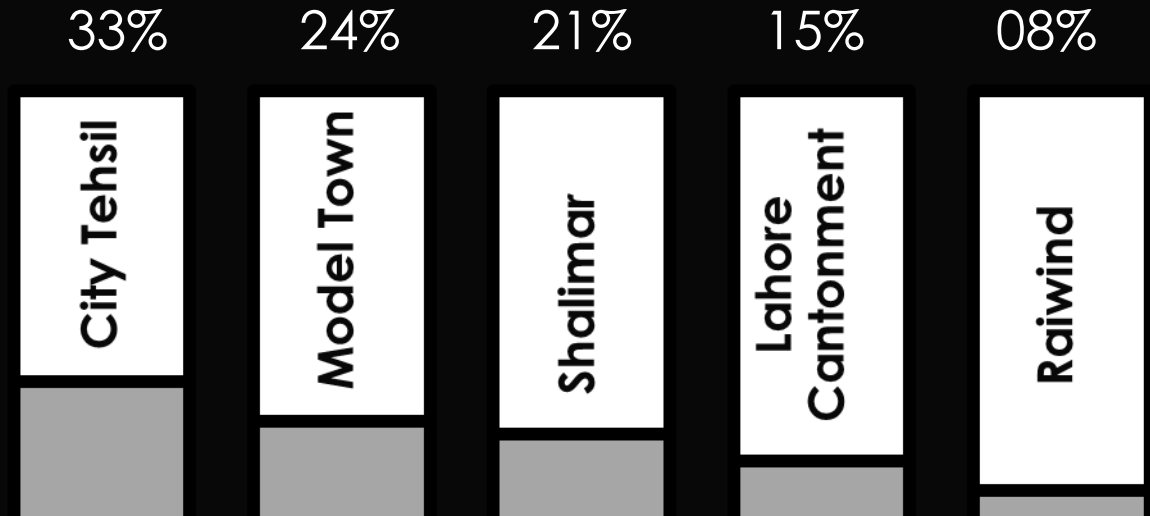
Average HH= **6.46**

Population 2017= **11,119,985**

Growth Rate= **2.65**



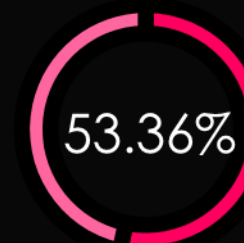
## Population Share-Tehsil



## District Lahore Voters



**Total Voters**  
6,647,270



**Male Voters**  
6,647,270



**Female Voters**  
6,647,270

# Survey Methodology



To conduct a political survey of a district with 1,005 respondents, the following methodology was implemented:

**Sample Design:** A representative sample of the district's population was selected using **stratified sampling techniques**. This ensures that the sample is diverse and accurately represents the demographic characteristics of the district.



A comprehensive questionnaire was developed, covering various aspects of political preferences and opinions. The questions included topics such as party affiliations, voting intentions, key issues, and awareness of political campaigns.

## Survey Questionnaire



After collecting the survey data, it was organized and analyzed using appropriate statistical analysis techniques. This involved aggregating the responses, conducting frequency distributions, cross-tabulations, and potentially applying statistical tests to identify significant patterns and relationships within the data.

## Data Analysis



The findings of the survey were summarized in a comprehensive report. The report included an executive summary, details of the methodology employed, key findings, and analysis of the results. The report also presented graphical representations, such as charts and graphs, to enhance the presentation and interpretation of the data.

## Reporting Mechanism

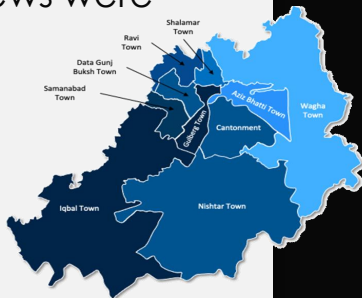
## Sampled Locations=101

From each location, a cluster of 10 successful interviews were conducted.



### Respondent Selection:

Age **18+** & **Registered Voter** of sampled area.



## Margin of Error and Response Rate



**±3%**

Margin of Error

**73%**

Response Rate

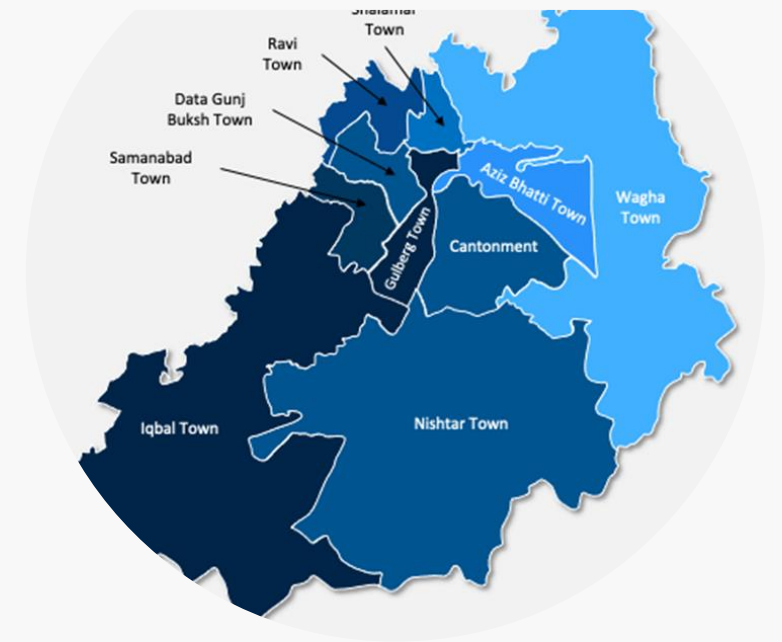


## Quality Control

Throughout the survey process, quality control measures were implemented to ensure data accuracy and reliability. This included carefully reviewing the collected data for completeness and conducting data-cleaning procedures to identify and rectify any errors or inconsistencies.

# Detailed Survey Methodology

- **Sample Design:** A representative sample of the district's population was selected using stratified sampling techniques. This ensures that the sample is diverse and accurately represents the demographic characteristics of the district.
- **Questionnaire Design:** A comprehensive questionnaire was developed, covering various aspects of political preferences and opinions. The questions included topics such as party affiliations, voting intentions, key issues and awareness of political campaigns.
- **Pre-testing:** Prior to administering the survey, the questionnaire was pre-tested on a small group of individuals from the district to identify any potential issues with clarity, understanding, or response options. Necessary revisions were made based on the feedback received.
- **Data Collection:** The survey was conducted through a face-to-face interview method. Efforts were made to ensure a high response rate and to reach out to a diverse cross-section of the district's population.
- **Data Analysis:** After collecting the survey data, it was organized and analyzed using appropriate statistical analysis techniques. This involved aggregating the responses, conducting frequency distributions, cross-tabulations, and potentially applying statistical tests to identify significant patterns and relationships within the data.
- **Reporting:** The findings of the survey were summarized in a comprehensive report. The report included an executive summary, details of the methodology employed, key findings, and an analysis of the results. The report also presented graphical representations, such as charts and graphs, to enhance the presentation and interpretation of the data.
- **Quality Control:** Throughout the survey process, quality control measures were implemented to ensure data accuracy and reliability. This included carefully reviewing the collected data for completeness and conducting data-cleaning procedures to identify and rectify any errors or inconsistencies.
- **International Standard:** The information presented in this report was compiled in accordance with international market and social research methodologies.





## Executive Summary

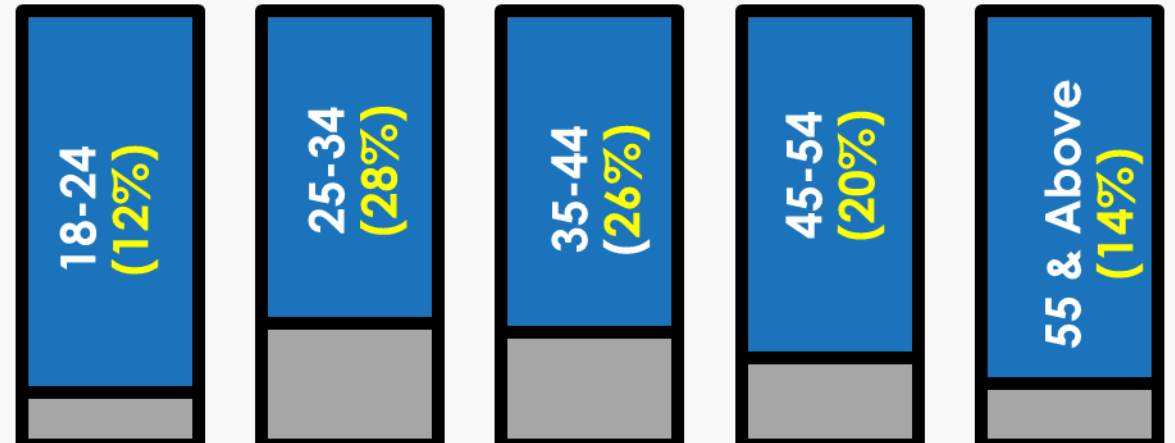
This is the first survey of series of polls presenting the latest public perception of voters of district Lahore in the wake of elections 2024. Among many questions asked about key issues, political affiliations, voting intentions and awareness of political campaigns. Following are some of the interesting findings of the survey.

- 42% of the respondents identified Sui gas as the single most important issue of their Mohalla, Area or City. 15% of the respondents said that Sewerage, while 12% said Clean Drinking Water is the single most important issue facing their Mohalla, Area or city.
- When asked whom would you blame for the issue, Majority 23% blamed previous PTI Government, 18% blamed PMLN led coalition government while 17% blamed both the previous PTI government and PMLN led coalition government for the issue.
- When asked how would you rate following political personalities as a person, majority 63% said they strongly or somewhat like Nawaz Sharif, 57% said Shahbaz Sharif and 45% said they strongly or somewhat like Imran Khan as a person. However, 33% said Pervez Elahi and 21% said they strongly or somewhat like Bilawal Bhutto Zardari.
- Majority 46% of the respondents said that they will vote for PMLN during the upcoming general elections, while 29% said PTI and 7% said they will vote for TLP in upcoming general elections.
- When asked in your opinion who should be the next Chief Minister of Punjab after elections, Majority 34% said Shahbaz Sharif, 11% said Chaudhary Pervaiz Elahi, while 4% respondents said that Aleem Khan should be the next Chief Minister of Punjab.
- When asked, in your opinion which party's candidate should be Prime Minister after 2024 National Assembly elections? 47% of the respondents said that PMLN's candidate should be the Prime Minister, while 29% said the PTI's candidate should be the Prime Minister.
- Responding to the question of which political party has contacted you for the vote, it is interesting to note that the general elections are around the corner and the majority 84% of the respondents said that No party has contacted them for the Vote.


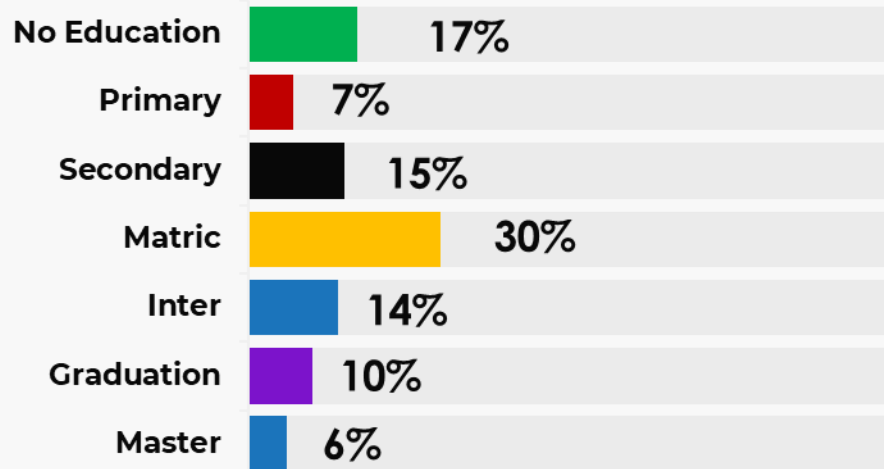
# Respondent Profile



## What is your age group?



## What is your Education Level?



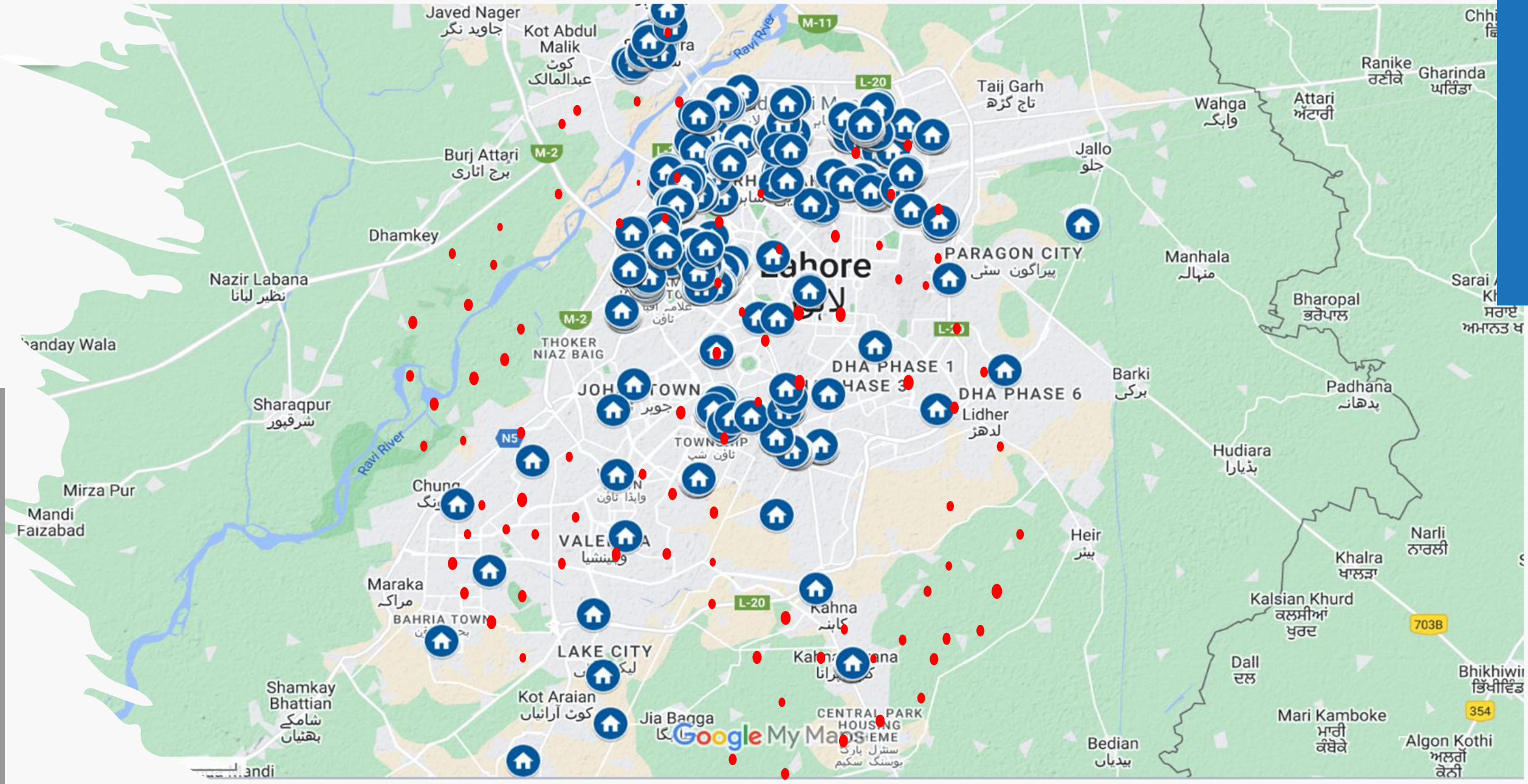
## Respondent's Gender.

**Male=52%**



**Female=48%**

# Heat Map of Sampled Locations

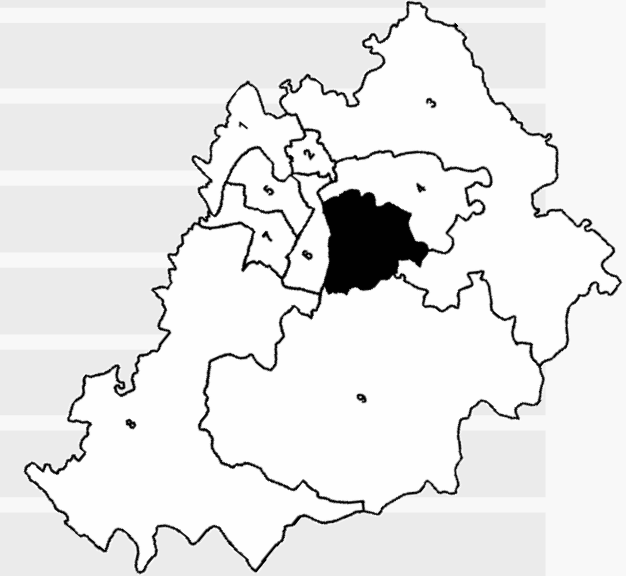

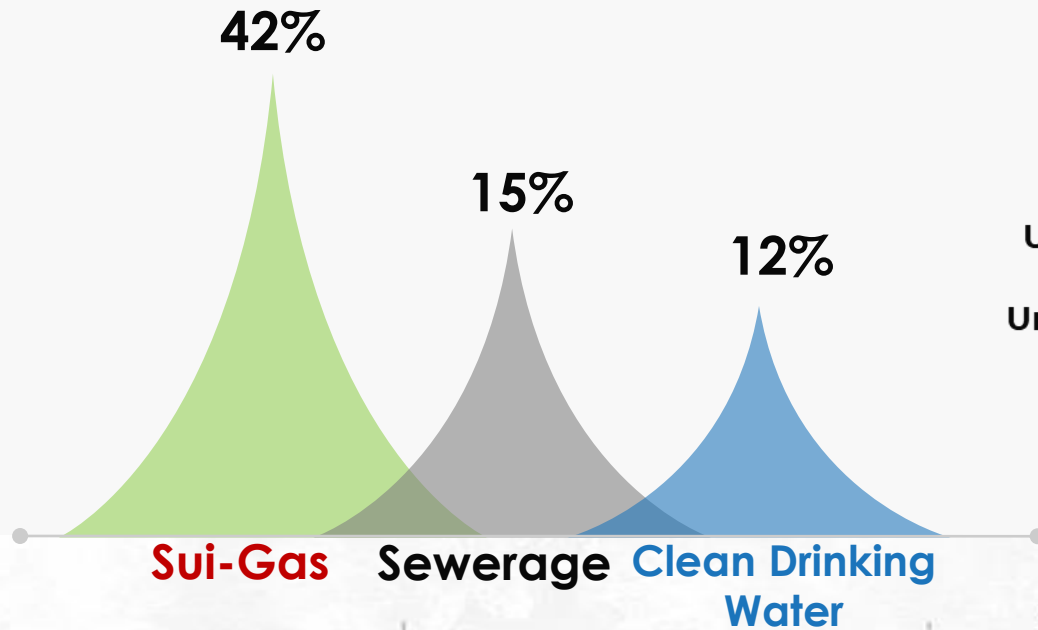




Q: In your opinion, what is the single most important issue facing your mohalla, area or city?



## Top-3 Issues





Q: Who do you blame more for this Issue/ problem?

23%

Previous PTI Government

Responsible for problems

18%

PMLN Led coalition Government

Responsible for problems

17%

Both

Responsible for problems

19%

None

Responsible for problems

21%

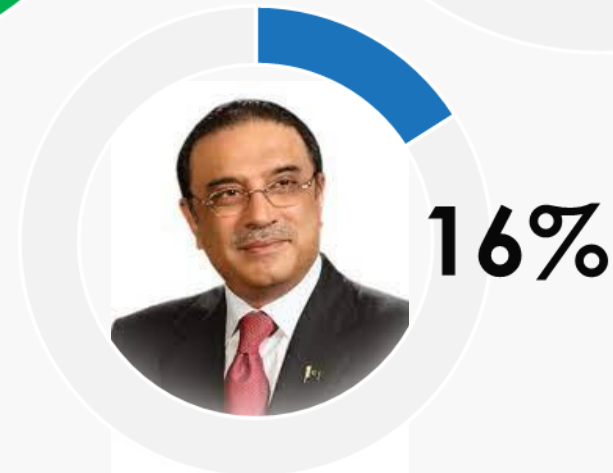
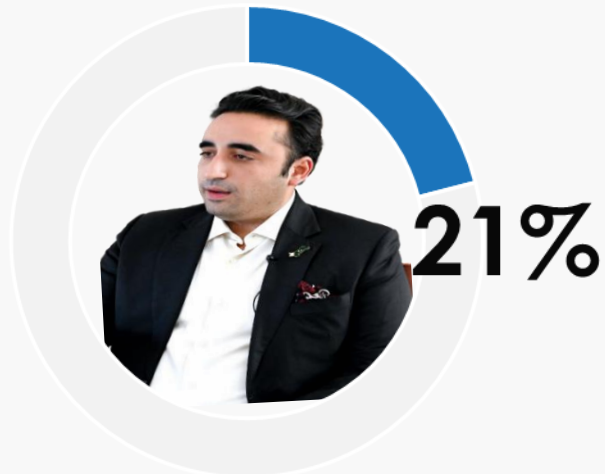
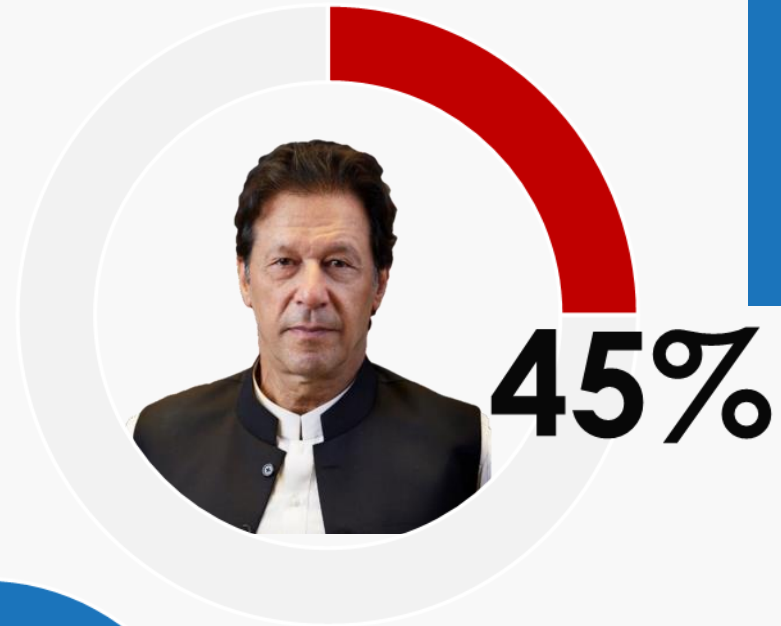
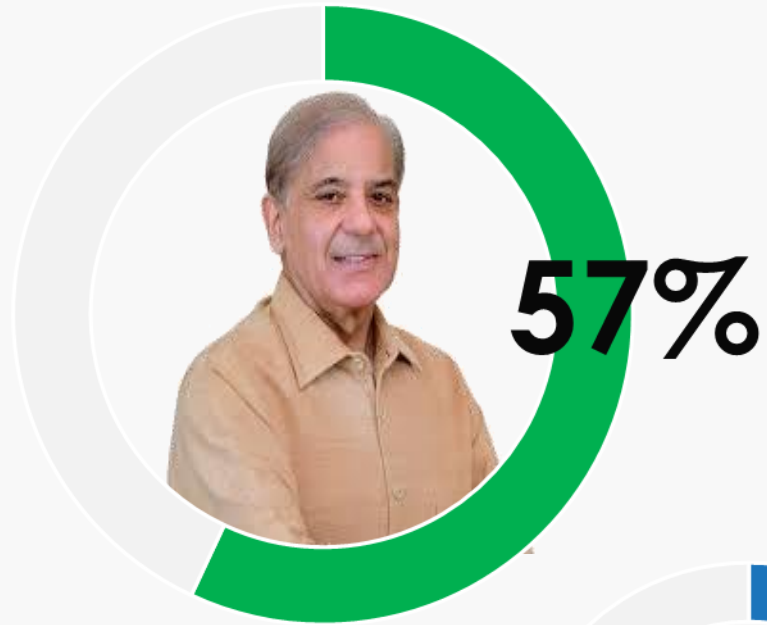
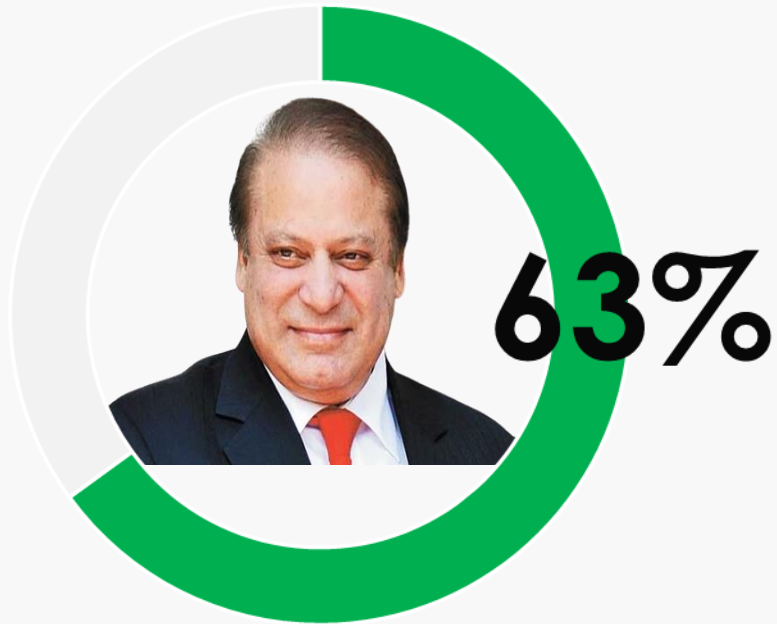
DK/Refused

Responsible for problems



Q: Thinking now about the following people, would you say that you like or dislike them as a person? And would that be strongly or somewhat like/dislike?

Only Strongly or Somewhat like




Q: Thinking now about the following people, would you say that you like or dislike them as a person? And would that be strongly or somewhat like/dislike?



## Only Strongly or Somewhat like

Chaudhry  
Pervez  
Elahi



33%

Hamza Shahbaz



43%

Maryam  
Nawaz



50%

Jahangir Khan Tareen



20%

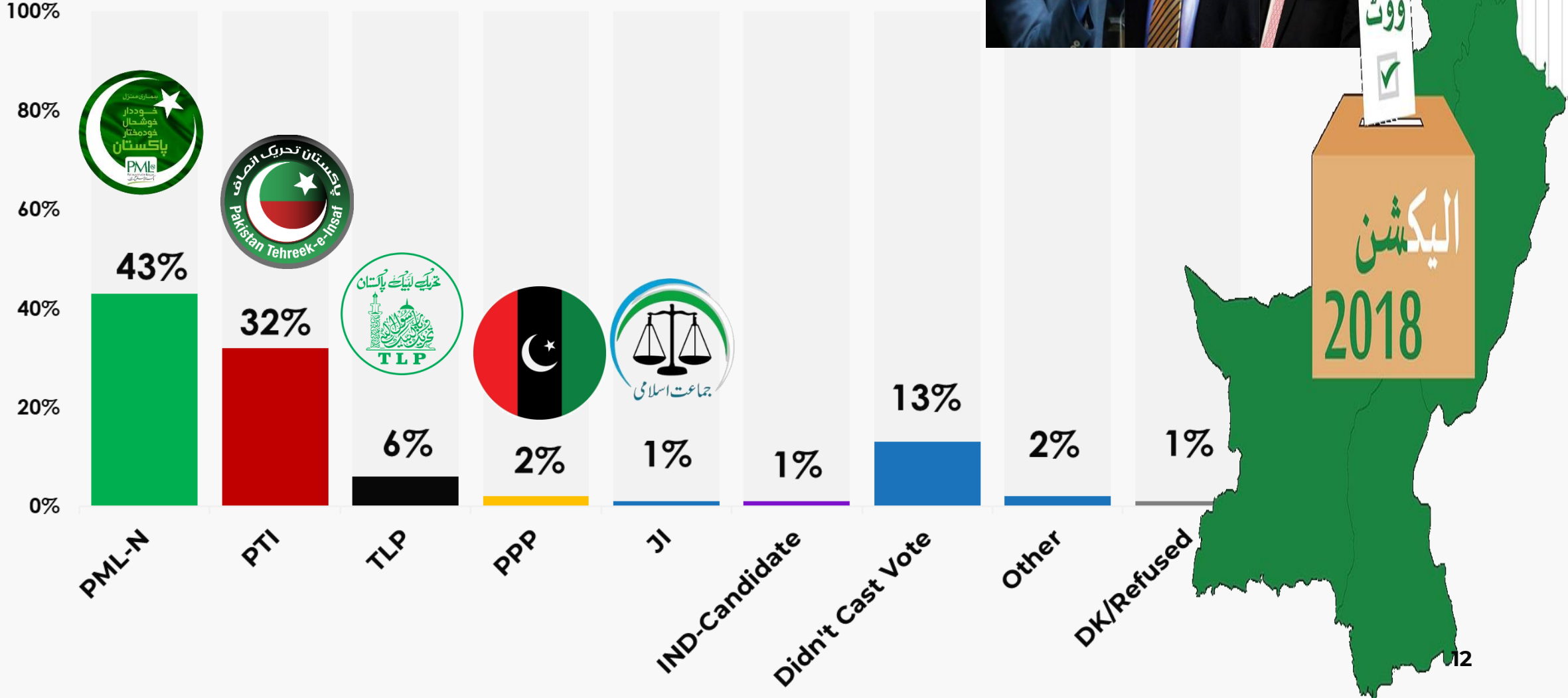
Aleem Khan




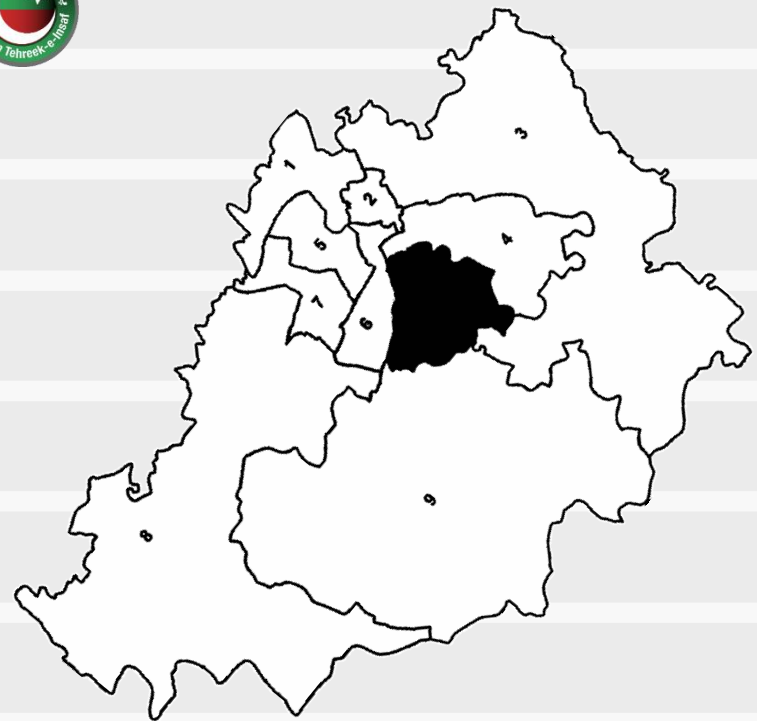
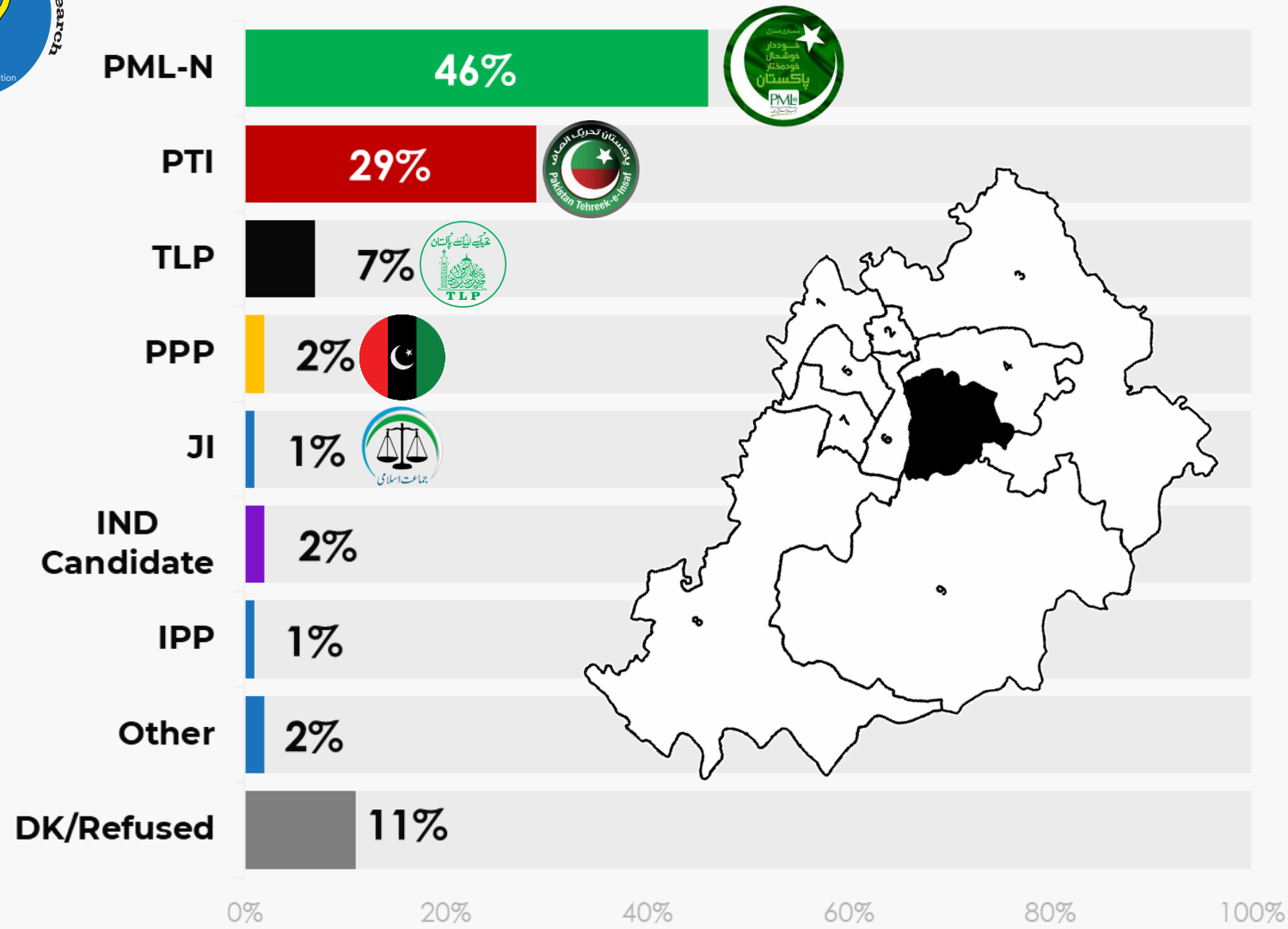
23%



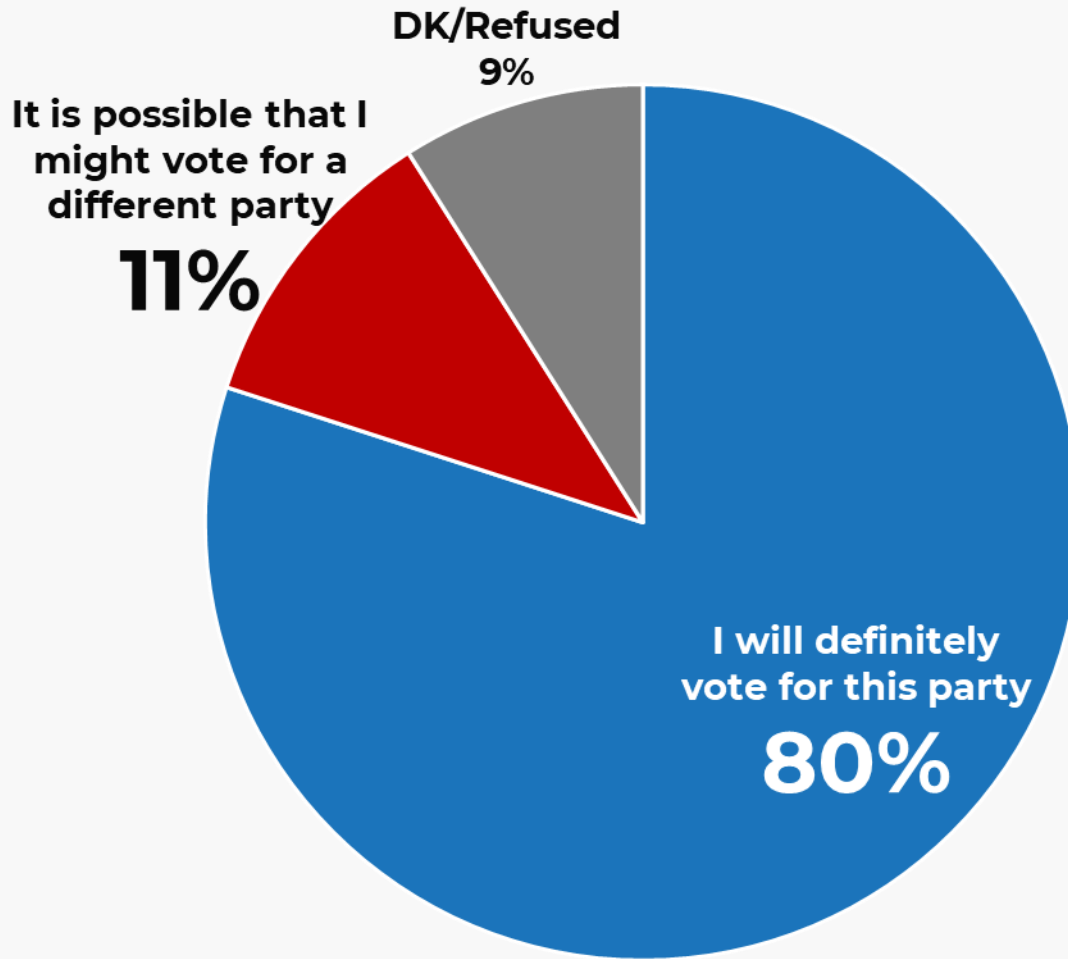
Q: Thinking about the 2018 general elections, please tell us which political party have you voted?



# Q: Thinking now about the upcoming general elections, scheduled to be held on February 8<sup>th</sup> 2024, for which party would you vote?



# Q: Will you definitely vote for this party, or is it possible that you might vote for a different party?



- I will definitely vote for this party
- It is possible that I might vote for a different party
- DK/Refused



**Q: Thinking some more about the upcoming general elections, in your opinion who should be the next Chief Minister of the Punjab after elections?**




Mian Shahbaz Sharif



**34%**

Chaudhry Pervez Elahi

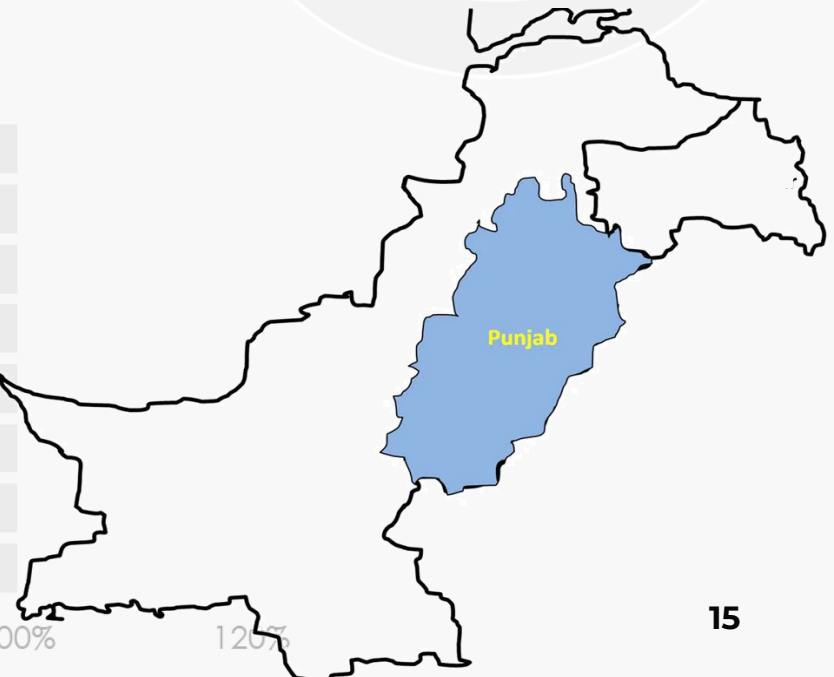

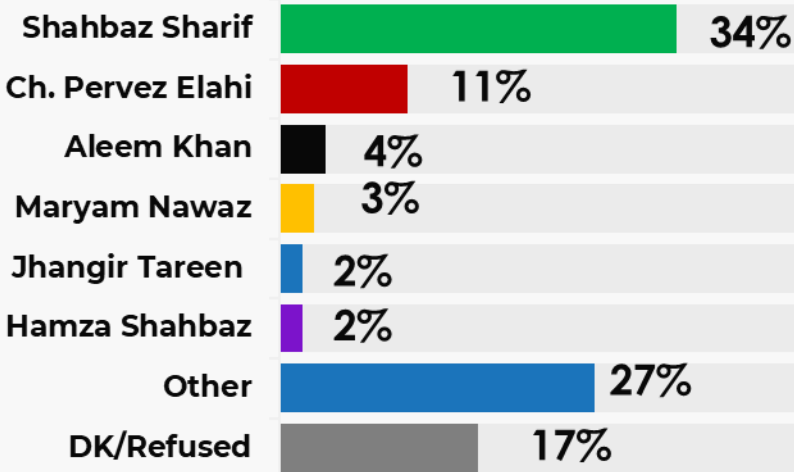


**11%**

Abdul Aleem Khan



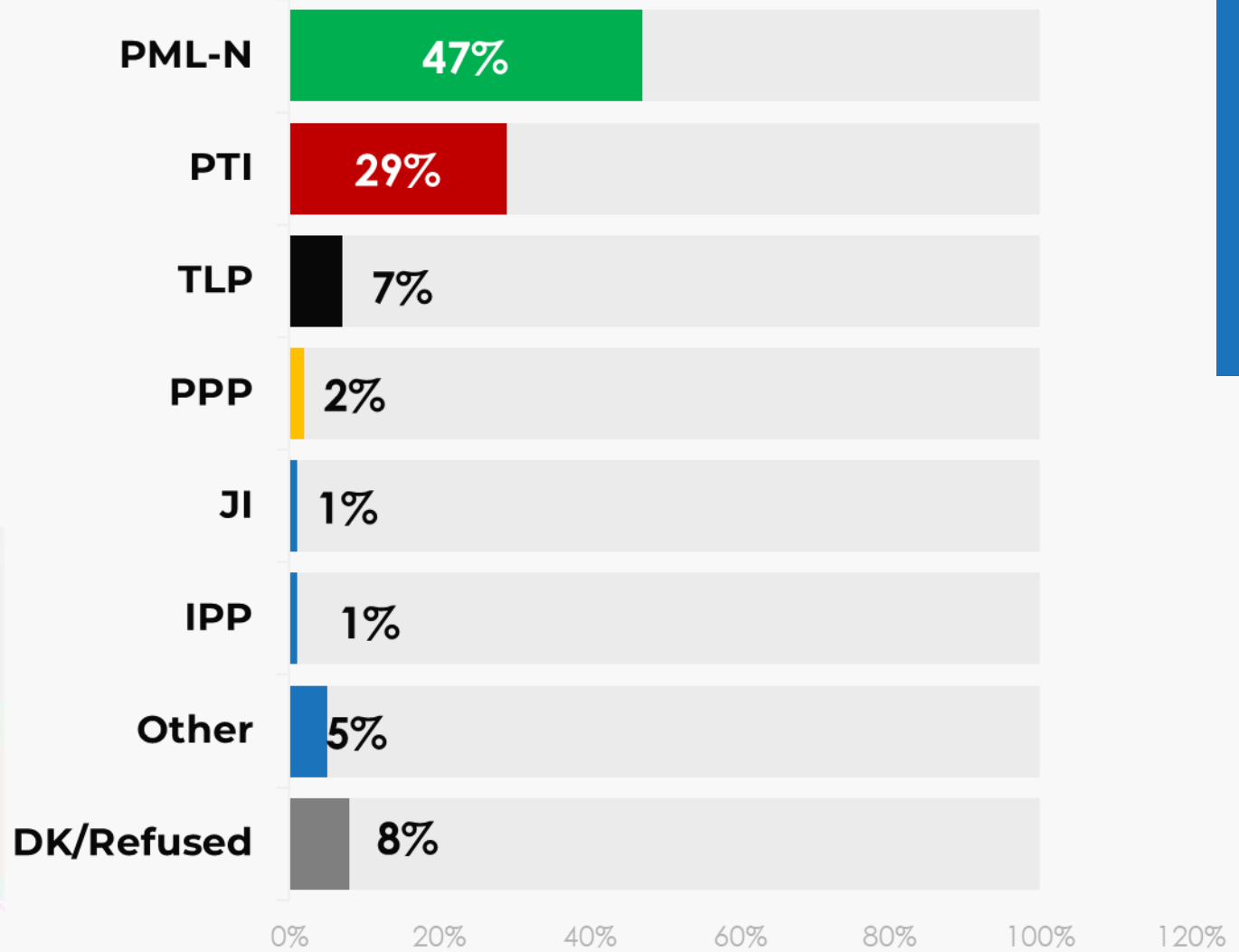

**04%**




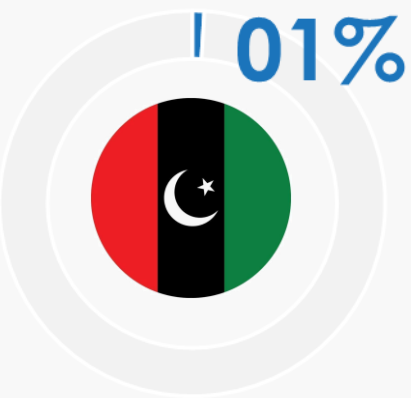
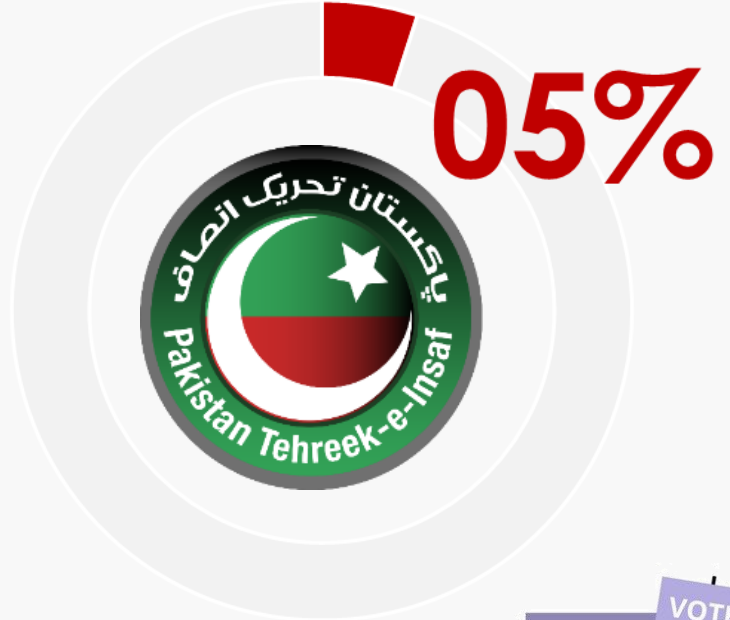
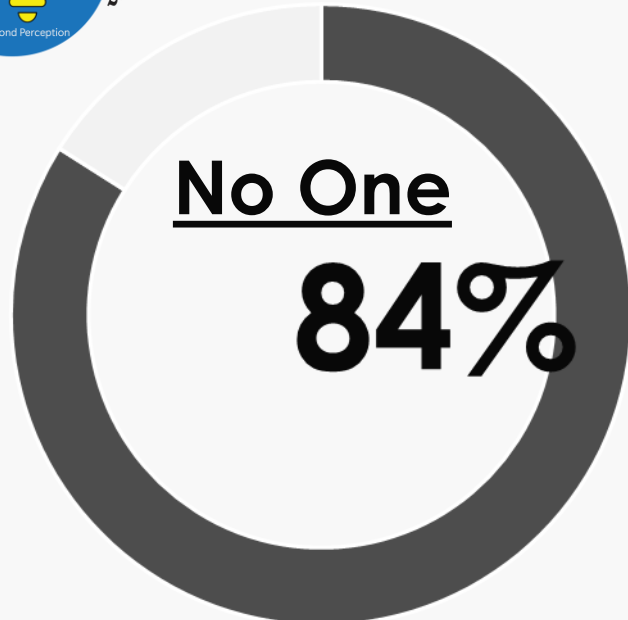
**Q: Thinking more about the upcoming general elections, in your opinion which political party's candidate should be the next Prime Minister?**



Next Prime Minister



# Q: Which political party has contacted you for the vote?





# About Executive Director



**Executive Director: Mohsin Javed** is a development sector professional with over 15 years of experience within the primary sectors of democracy and governance. His expertise lies in designing, implementing, and managing both qualitative and quantitative studies at the National, Provincial, and constituency levels. Mohsin has more than 9 years of work experience with the International Republican Institute (IRI) a Washington-based organization in Islamabad and 5 years of experience with Islamabad-based public opinion research institute as Program Manager.


Mohsin holds a master's degree in Political Science (2007) and has attended the National Security Workshop at the National Defence University in Islamabad. Mohsin also holds a certificate in Monitoring and Evaluation from IRI's Office of Monitoring and Evaluation in Washington DC, USA.

## About Company:

**Center for Public Opinion Research (CPOR)** was founded in 2017 to deliver top-notch research amidst a continuously evolving landscape. We go beyond mere data collection and offer additional services that benefit from our team of skilled analysts and the application of cutting-edge technology.



# Glimpses of Data Collection



# Thanks

Do you have any questions?

+92-51-2311845

+92-331-461 1790

mjaved@cpor.com.pk

[www.cpor.com.pk](http://www.cpor.com.pk)



**Seeing Beyond Perception**

